



**LED LIGHTING OF THE WORKING AREA**  
It allows to effectively work in any light condition



**SED VERSION**  
It guarantees an electronic dosing system through the button panel



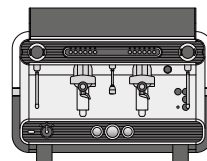
**SAP VERSION**  
It allows the semi-automatic programming of doses



# SANREMO

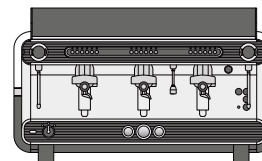
COFFEEMACHINES

## Models



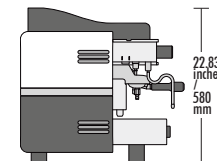
30.71 inches / 780 mm

- 2 group SED-SAP
- 2 steam taps
- 1 water tap
- 1 one-cup portafilters
- 2 two-cup portafilters



39.76 inches / 1010 mm

- 3 group SED-SAP
- 2 steam taps
- 1 water tap
- 1 one-cup portafilters
- 3 two-cup portafilters



23.23 inches / 590 mm

22.83 inches  
580 mm



**Torino**  
Link to the website

## Colors

	Black	RAL 9005
	White	RAL 9003
	White   Matte black	RAL 9003   9005
	White   Red	RAL 9003   3002



## Characteristics



**MANUAL BOILER LOAD**  
It allows to bypass the electronic-level control.



**ELECTRONIC AUTO-LEVEL**  
Through an electronic level probe the boiler is automatically filled and maintained to the right filling level.



**GLASS LEVEL**  
It allows to monitor the water level in the boiler.



**ACTIVATED ELECTRONIC PRE-INFUSION**  
Management of the delayed activation. E.V. water in the first phase of distribution.



**LED LIGHT OF THE WORKING AREA**  
It allows to effectively work in any lighting condition.



**BOILER PRESSURE GAUGE**  
It allows to control the boiler pressure.



**READY MACHINE GAUGE**  
It indicates when the machine has reached the optimal temperature.



**PUMP PRESSURE GAUGE**  
It allows to control the distribution pressure.



**GROUP SR 61**  
Exclusive Sanremo design that allows a precise maintenance of the set temperature.



**EASY SERVICE**  
Easy access to the internal parts for a quick and easy technical assistance.



**AUTOMATIC CLEANING CYCLE**  
Process to clean the coffee groups.

## Optional



**EXTERNAL VOLUMETRIC PUMP**



**HEATER**  
Dedicated resistor to keep all the cups at the optimal temperature.



**COMPETITION FILTERS**  
Shape and volume designed to better capture coffee aromas and fragrances. Sanremo exclusive design.



**BLUETOOTH COMMUNICATION SYSTEM**



**NAKED PORTAFILTERS**

## Technical data

		2 group SED-SAP	3 group SED-SAP
voltage	V	220-240 1N	280-415 3N
power input	kW	3.3	6
steam boiler capacity	US gal / lt	3.17 / 12	5.01 / 19
steam boiler power	kW	2.95	5.6
pump power	kW	0.15	0.15
net weight	lb / kg	139 / 63	174 / 79

